



Thank you for your purchase! I hope that our Playdough to Plato family of websites helps you save time, stay inspired and give EVERY student bigger results.
XO, *malia* (Founder)

you may...

- Use this digital teaching tool for personal use.
- Use this digital teaching tool for one classroom.
- Upload this file to your classroom Google Drive account or other storage location.

you may not...

- Send this file directly to a friend. Instead, send them the URL address so they can purchase their own copy.
- Sell or in any way profit from this electronic file.
- Store or distribute this file in any other website or another location where other people may download it. ex. Dropbox, Facebook groups, 4Shared

You're invited...

To join our free
VIP email list.



GRAPHICS CREDIT

- A Hughes Design
- Little Red
- Pixel Paper Prints
- Pretty Grafik Designs
- Sculpt Designs
- Teaching In The Tongass
- Whimsy Clips
- Whimsy Workshop Teaching
- Zip A Dee Doo Dah Design

JUMPSTART YOUR 2022

5 Day Countdown Checklist

DIRECTIONS: Follow along each day, crossing out the completed circles as you progress to your best teaching year YET.

(JUMP) START!




DAY 1
FOCUS



DAY 2
EASY



DAY 3
HANDS-ON FUN



DAY 4
DIFFERENTIATE

(FINISH) I JOINED!



DAY 5

SAVING TIME, STAYING INSPIRED
AND GIVING EVERY STUDENT
BIGGER RESULTS

PHONICS PUZZLES

SKILL-

Practice beginning digraphs (two consonant letters that make one sound like SH and CH).

Or work on beginning blends (two consonant letters that are written side-by-side and each make their own sound like BR and SN).

NOTE-

To make it easy for you to differentiate for a variety of learning levels, there are two versions of the activity: one working on digraphs and one practicing blends.

PREP-

Print the color version on white paper or, alternatively, print the black and white version on colored paper to give them a fun pop. Slide them through your laminator and cut along the lines to separate the pieces.

Place the pieces in a basket or pencil box.

THE ACTIVITY-

Children will lay out the letter pieces on a flat surface and then sort the remaining pieces by figuring out what sound each word starts with. For instance, if a child picked up the snake, she would place that piece next to the SN blend.

Play continues until all of the puzzles have been solved.



WORDS SHOWN-

Chicken, chair, knob, knot, phone, photograph, queen, quilt, shamrock, shampoo, thumb, thorn, whistle, whisker, wrist, wrinkle, blanket, blender, braid, broom, clock, clown, crack, crown, dress, drum, flag, flower, fruit, frog, glue, glove, grape, green, scarf, scooter, skirt, skate, sleep, slide, snake, snow, space, spoon, stool, stain, tractor, tree.



SET ONE

Digraph Puzzles

ch





kn



ph





qu





sh





th



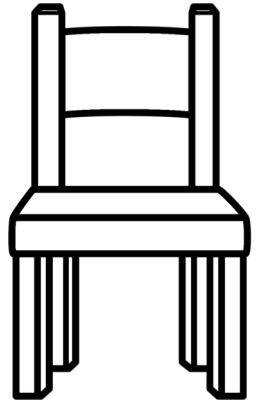

wh





wr





ch





kn





ph





qu




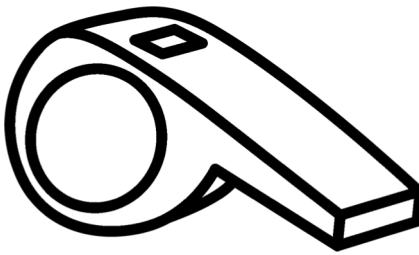
sh




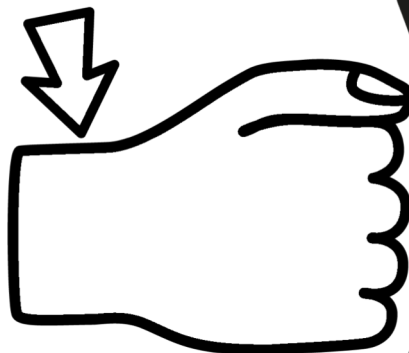
th



wh




wr



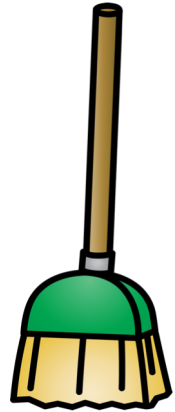

SET TWO

Blend Puzzles

bl



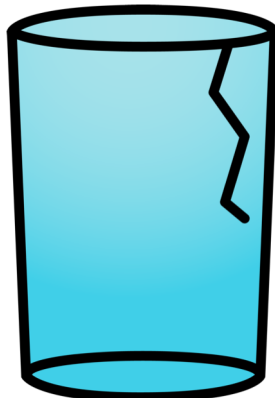
br



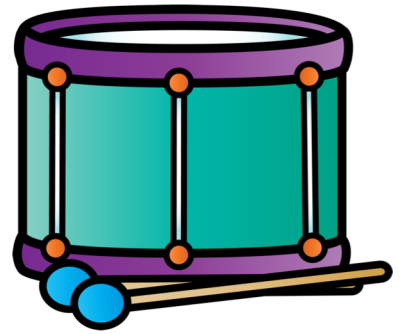

cl





cr




dr



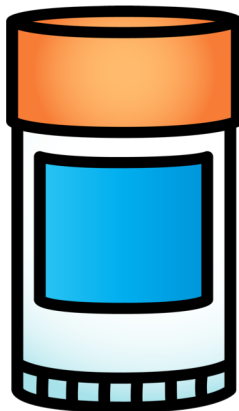
fl




fr



gl




gr




sc




sk





sl




s n




s p



s t





t r





b **i**




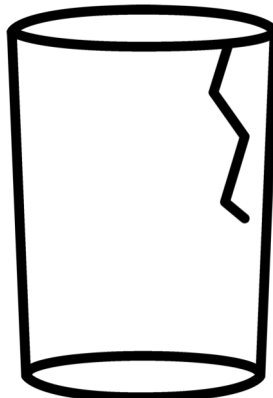
b **r**



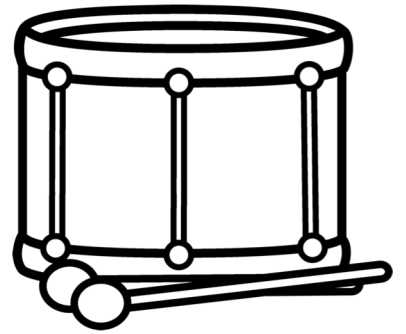

c **i**





c **r**





dr




fl





fr





gl



gr





sc





sk





sl




s n



s p



s t



t r

